



Cheesy Chorizo Pizza Inspired Pasta Bake

with Spinach and Garlic Ciabatta

Family 35-40 Minutes • 2 of your 5 a day

10



-  Garlic Clove
-  Ciabatta
-  Rigatoni Pasta
-  Onion
-  Chorizo Slices
-  Tomato Passata
-  Sun-Dried Tomato Paste
-  Chicken Stock Paste
-  Mixed Herbs
-  Mozzarella
-  Baby Spinach

Pantry Items
Oil, Salt, Pepper, Olive Oil, Sugar, Butter

Before you start

Our fruit and veg need a little wash before you use them!
Wash your hands before and after prep.

Cooking tools

Garlic press, baking tray, saucepan, colander, frying pan and ovenproof dish.

Ingredients

Ingredients	2P	3P	4P
Garlic Clove**	3	4	6
Ciabatta 13)	1	2	2
Rigatoni Pasta 13)	180g	270g	360g
Onion**	1	1	2
Chorizo Slices** 7)	50g	75g	100g
Tomato Passata	1 carton	1½ cartons	2 cartons
Sun-Dried Tomato Paste	25g	37g	50g
Chicken Stock Paste	10g	15g	20g
Mixed Herbs	1 sachet	1 sachet	2 sachets
Mozzarella** 7)	1 ball	1½ balls	2 balls
Baby Spinach**	40g	100g	100g
Pantry	2P	3P	4P
Olive Oil for the Garlic Bread*	1 tbsp	1½ tbsp	2 tbsp
Sugar for the Sauce*	1 tsp	1½ tsp	2 tsp
Water for the Sauce*	75ml	125ml	150ml
Butter*	20g	30g	40g

*Not Included **Store in the Fridge

Nutrition

Typical Values	Per serving	Per 100g
for uncooked ingredient	484g	100g
Energy (kJ/kcal)	4643 /1110	960 /229
Fat (g)	32.0	6.6
Sat. Fat (g)	14.6	3.0
Carbohydrate (g)	103.3	21.3
Sugars (g)	16.4	3.4
Protein (g)	33.6	6.9
Salt (g)	3.52	0.73


Nutrition for uncooked ingredients based on 2 person recipe.
Reference Intake of an average adult (8400kJ/2000kcal).

Allergens

7) Milk 13) Cereals containing gluten

Always remember to check your ingredient packaging for the most up to date information on allergens and traces of allergens. Boxes are packed in facilities that handle peanut, nut, sesame, fish, crustaceans, milk, egg, mustard, celery, soya, cereals containing gluten and sulphites.

Use separate equipment to handle raw and cooked meat (or wash between uses). Missing or replaced ingredients, as well as any recipe step changes, will be communicated where possible via email.

 You can recycle me!

HelloFresh UK
Packed in the UK
The Fresh Farm
60 Worship St, London EC2A 2EZ




Make the Garlic Ciabatta

Peel and grate the **garlic** (or use a garlic press).

Halve the **ciabatta** and lay onto one side of a large baking tray, cut-side up.

Spread over **half** the **garlic** and drizzle with the **olive oil for the garlic bread** (see pantry for amount). Set aside for now.



Cheese Please

Meanwhile, preheat your grill to high. Drain the **mozzarella** and tear it into small pieces.

Add the **spinach** to the **sauce** a handful at a time until wilted and piping hot, 1-2 mins.

Stir the **butter**, **cooked pasta** and **half** the **mozzarella pieces** into the **sauce** until the **cheese** has melted. Taste and season with **salt** and **pepper**. **TIP:** Add a splash of water if the sauce is looking a little thick.




Cook the Pasta

Bring a large saucepan of **water** to the boil with ½ **tsp salt**.

When boiling, add the **rigatoni** to the **water** and bring back to the boil. Cook until tender, 12 mins.

Once cooked, drain in a colander and pop back in the pan. Drizzle with **oil** and stir through to stop it sticking together.

Meanwhile, halve, peel and chop the **onion** into small pieces.



Get Grilling

Transfer the **tomato pasta** to an appropriately sized ovenproof dish. Top with the remaining **mozzarella pieces**, then lay the remaining **chorizo slices** on top.

Pop your ovenproof dish onto the baking tray alongside the **garlic ciabatta**. Grill until the **ciabatta** is golden and the pasta is bubbling, 5-6 mins. **TIP:** Grill them separately if you run out of space.

When the **garlic ciabatta** is ready, cut in half diagonally.



Sauce Things Up

Heat a drizzle of **oil** in a large frying pan on medium-high heat.

Once hot, add the **onion** and fry until softened, 4-5 mins. Meanwhile, tear **half** the **chorizo slices** into small pieces.

Once the **onion** has softened, add the **chorizo pieces** and remaining **garlic** to the pan. Fry until fragrant, 1 min.

Stir in the **passata**, **sun-dried tomato paste**, **chicken stock paste**, **mixed herbs** and the **sugar** and **water for the sauce** (see pantry for both amounts). Bring to the boil, then reduce the heat and simmer until thickened, 4-5 mins.



Serve Up

Share the **pizza inspired pasta** bake between your serving bowls.

Serve the **garlic ciabatta** alongside.

Enjoy!