



Pesto Baked Basa and Warm Tomato Salsa with Rosemary Potatoes and Lemon Dressed Baby Leaf Salad

6

Classic 35-40 Minutes • 1 of your 5 a day



Potatoes



Dried Rosemary



Lemon



Medium Tomato



Garlic Clove



Basa Fillets



Pesto



Baby Leaf Mix



McCain Home Chips

Pantry Items

Oil, Salt, Pepper, Sugar, Olive Oil

⚡ Make it Quick

If you chose to make this recipe quicker, then just follow the instructions on the back of this card.

Happy cooking!

Before you start

Our fruit and veg need a little wash before you use them! Wash your hands before and after prep.

Cooking tools

Baking tray, fine grater, garlic press, bowl, kitchen paper, baking paper and frying pan.

Ingredients

Ingredients	2P	3P	4P
Potatoes	450g	700g	900g
Dried Rosemary	1 sachet	1½ sachets	2 sachets
Lemon**	½	1	1
Medium Tomato	1	2	2
Garlic Clove**	1	1	2
Basa Fillets** 4)	2	3	4
Pesto** 7)	32g	48g	64g
Baby Leaf Mix**	50g	75g	100g
McCain Home Chips** 13)	400g	800g	800g
Pantry	2P	3P	4P
Sugar for the Dressing*	½ tsp	¾ tsp	1 tsp
Olive Oil for the Dressing*	1 tbsp	1½ tbsp	2 tbsp
Sugar for the Salsa*	1 tsp	1½ tsp	2 tsp
Olive Oil for the Salsa*	1 tbsp	1½ tbsp	2 tbsp

*Not Included **Store in the Fridge

Nutrition

Typical Values	Custom Recipe			
	Per serving	Per 100g	Per serving	Per 100g
for uncooked ingredient	474g	100g	449g	100g
Energy (kJ/kcal)	2332 / 557	492 / 118	3468 / 829	773 / 185
Fat (g)	17.4	3.7	31.8	7.1
Sat. Fat (g)	3.6	0.8	5.3	1.2
Carbohydrate (g)	54.6	11.5	80.5	17.9
Sugars (g)	7.8	1.6	6.8	1.5
Protein (g)	29.1	6.1	32.4	7.2
Salt (g)	1.54	0.32	2.25	0.50

Nutrition for uncooked ingredients based on 2 person recipe.
Reference Intake of an average adult (8400kJ/2000kcal).

Allergens

4) Fish 7) Milk 13) Cereals containing gluten

Always remember to check your ingredient packaging for the most up to date information on allergens and traces of allergens. Boxes are packed in facilities that handle peanut, nut, sesame, fish, crustaceans, mollusc, milk, egg, mustard, celery, soya, cereals containing gluten and sulphites.

Use separate equipment to handle raw and cooked meat (or wash between uses). Missing or replaced ingredients, as well as any recipe step changes, will be communicated where possible via email. Be careful when adding water to hot pans while cooking.

Contact

Let us know what you think!

Share your creations with #HelloFreshSnaps

Head to hellofresh.co.uk or use our app to rate this recipe

You can recycle me!

HelloFresh UK
Packed in the UK
The Fresh Farm
60 Worship St, London EC2A 2EZ



Roast the Potatoes

Preheat your oven to 220°C/200°C fan/gas mark 7.


Chop the **potatoes** into 2cm chunks (no need to peel).

Pop them onto a large baking tray. Drizzle with **oil**, sprinkle over the **dried rosemary**, then season with **salt** and **pepper**. Toss to coat, then spread out in a single layer. **TIP: Use two baking trays if necessary.**

When the oven is hot, roast on the top shelf until golden, 25-35 mins. Turn halfway through.

Make it Quick

If you've chosen the quick version, **oil** and season the **chips**, then cook for 20-25 mins instead. Turn halfway through.



Make your Tomato Salsa

Meanwhile, pop a frying pan on medium heat and add the **sugar** and **olive oil for the salsa** (see pantry both for amounts).

Once hot, add the **tomato chunks** and cook until just warmed through, 1-2 mins.

Gently stir in the **garlic** and remaining **lemon zest** and cook until fragrant, 30 secs. Squeeze in some **lemon juice** and season with **salt** and **pepper**.

Taste and season again if needed, then remove from the heat.




Get Prepped

Meanwhile, zest and halve the **lemon** (see ingredients for amount). Cut the **tomato** into 1cm chunks.

Peel and grate the **garlic** (or use a garlic press).

In a medium bowl, combine a good squeeze of **lemon juice** with the **sugar** and **olive oil for the dressing** (see pantry for both amounts). Season with **salt** and **pepper**, then set your **salad dressing** aside.



Bring on the Baby Leaves

When everything's ready, add the **baby leaves** to your **salad dressing** and toss to coat.




Fish Time

Pat the **basa** dry with kitchen paper. Season with **salt** and **pepper**.

Lay the **fish** onto a lined baking tray. Spread the **pesto** over the top of the **fish**, then sprinkle over **half the lemon zest**.

When the **potatoes** have 12 mins left, bake the **fish** on the middle shelf until cooked, 10-12 mins.

IMPORTANT: Wash your hands and equipment after handling raw fish. It's cooked when opaque in the middle.



Serve

Transfer the **pesto basa** to your plates and spoon over the **warm tomato salsa**.

Serve with the **rosemary potatoes** and **salad** alongside.

Enjoy!