













Peri Peri Glazed Sweet Potato and Roasted Pepper with Spicy Herb Soured Cream and Greek Style Cheese

20

Classic 40-45 Minutes • Very Hot • 4 of your 5 a day • Veggie



-  Sweet Potato
-  Peri Peri Seasoning
-  Bell Pepper
-  Couscous
-  Vegetable Stock Paste
-  Zhoug Style Paste
-  Soured Cream
-  Red Pepper Chilli Jelly
-  Sun-Dried Tomato Paste
-  Greek Style Salad Cheese

Recipe Update
Due to quality issues with **butternut squash**, you'll instead receive **sweet potato**. As such, the recipe photos are slightly different to what your dish will look like. Don't worry, we've updated the instructions so it'll still be just as delicious!

Pantry Items
Oil, Salt, Pepper

Before you start

Our fruit and veg need a little wash before you use them!
Wash your hands before and after prep.

Cooking tools

Baking tray, kettle, bowl and cling film.

Ingredients

Ingredients	2P	3P	4P
Sweet Potato	2	3	4
Peri Peri Seasoning	1 sachet	1 sachet	2 sachets
Bell Pepper***	1	1½	2
Couscous 13)	120g	180g	240g
Vegetable Stock Paste 10)	10g	15g	20g
Zhoug Style Paste	50g	75g	100g
Soured Cream** 7)	75g	150g	150g
Red Pepper Chilli Jelly	37g	62g	74g
Sun-Dried Tomato Paste	25g	37g	50g
Greek Style Salad Cheese**	50g	75g	100g

Pantry	2P	3P	4P
Boiled Water for the Couscous*	240ml	360ml	480ml

*Not Included **Store in the Fridge***Based on season, the colour of your bell pepper will either be yellow, red or orange to guarantee you get the best quality pepper.

Nutrition

Typical Values for uncooked ingredient	Per serving 501g	Per 100g 100g
Energy (kJ/kcal)	3356 /802	669 /160
Fat (g)	27.3	5.4
Sat. Fat (g)	9.8	2.0
Carbohydrate (g)	116.6	23.3
Sugars (g)	33.3	6.6
Protein (g)	19.7	3.9
Salt (g)	3.00	0.60

Nutrition for uncooked ingredients based on 2 person recipe.
Reference Intake of an average adult (8400kJ/2000kcal).

Allergens

7) Milk **10)** Celery **13)** Cereals containing gluten

Always remember to check your ingredient packaging for the most up to date information on allergens and traces of allergens. Boxes are packed in facilities that handle peanut, nut, sesame, fish, crustaceans, milk, egg, mustard, celery, soya, gluten and sulphites.

Use separate equipment to handle raw and cooked meat (or wash between uses). Missing or replaced ingredients, as well as any recipe step changes, will be communicated where possible via email.

Contact

Let us know what you think!

Share your creations with #HelloFreshSnaps

Head to hellofresh.co.uk or use our app to rate this recipe

HelloFresh UK
Packed in the UK
The Fresh Farm
60 Worship St, London EC2A 2EZ

 You can recycle me!



Prep the Sweet Potato

Preheat your oven to 220°C/200°C fan/gas mark 7.
Cut the **sweet potato** widthways into 1cm thick rounds (no need to peel).



Couscous Time

Meanwhile, put the **couscous** in a large bowl.
Pour in the **boiled water for the couscous** (see pantry for amount), stir in the **veg stock paste**, then cover tightly with cling film.
Leave to the side for 10 mins or until ready to serve.
In a medium bowl, mix together the **zhoug style paste** (add less if you'd prefer things milder) and **soured cream**.



Get Roasting

Pop the **sweet potato** onto a large baking tray.
Drizzle with **oil**, season with **salt** and **pepper**, sprinkle over the **peri peri seasoning**, then toss to coat. Spread out in a single layer **TIP: Use two baking trays if necessary**.

When the oven is hot, roast on the top shelf until golden and cooked through, 25-30 mins. Turn halfway through.



Finishing Touches

When the **sweet potato** has 5 mins left, remove from the oven. Drizzle over the **red pepper chilli jelly**, toss to coat, then return to the oven for the remaining time.

When the **couscous** and **pepper** are ready, fluff the **couscous** up with a fork. Stir through the **sun-dried tomato paste** and **roasted pepper**.



Bring on the Pepper

While the **sweet potato** roasts, boil a full kettle.
Halve the **bell pepper** and discard the core and seeds. Chop into 1cm chunks.

Pop the **pepper chunks** onto another baking tray. Drizzle with **oil**, season with **salt** and **pepper**, then toss to coat.

When the **sweet potato** has roasted for 7-8 mins, roast the **pepper chunks** on the middle shelf until soft and slightly charred, 15-18 mins.



Serve

Share your **sun-dried tomato couscous** between your bowls, then top with the **glazed sweet potato**.

Finish by dolloping on the **zhoug cream** and crumbling over the **Greek style cheese**.

Enjoy!